

## 3.2 SQL

SQL: Structured (Standard) Query Language

**Literature:** A Guide to the SQL Standard, 3rd Edition, C.J. Date and H. Darwen, Addison-Wesley 1993

**History:** about 1974 as SEQUEL (IBM System R, INGRES@Univ. Berkeley, first product: Oracle in 1978)

**Standardization:**

**SQL-86** and **SQL-89:** core language, based on existing implementations, including procedural extensions

**SQL-92 (SQL2):** some additions

**SQL-99 (SQL3):**

- active rules (triggers)
- recursion
- object-relational and object-oriented concepts

112

### Underlying Data Model

SQL uses the relational model:

- SQL relations are **multisets (bags)** of tuples (i.e., they can contain duplicates)
- Notions: Relation  $\rightsquigarrow$  Table  
Tuple  $\rightsquigarrow$  Row  
Attribute  $\rightsquigarrow$  Column

The relational algebra serves as theoretical base for SQL as a query language.

- comprehensive treatment in the “Practical Training SQL”  
(<http://dbis.informatik.uni-goettingen.de/Teaching/DBP/>)

113

## BASIC STRUCTURE OF SQL QUERIES

SELECT  $A_1, \dots, A_n$       (... corresponds to  $\pi$  in the algebra)  
FROM  $R_1, \dots, R_m$       (... specifies the contributing relations)  
WHERE  $F$                     (... corresponds to  $\sigma$  in the algebra)

corresponds to the algebra expression  $\pi[A_1, \dots, A_n](\sigma[F](r_1 \times \dots \times r_m))$

- Note: cartesian product  $\rightarrow$  prefixing (optional)

### Example

```
SELECT code, capital, country.population, city.population
FROM country, city
WHERE country.code = city.country
      AND city.name = country.capital
      AND city.province = country.province;
```

114

## PREFIXING, ALIASING AND RENAMING

- Prefixing: *tablename.attr*
- Aliasing of relations in the FROM clause:

```
SELECT alias1.attr1, alias2.attr2
FROM table1 alias1, table2 alias2
WHERE ...
```

- Renaming of result columns of queries:

```
SELECT attr1 AS name1, attr2 AS name2
FROM ... WHERE ...
```

(formal algebra equivalent: renaming)

115

## SUBQUERIES

Subqueries of the form (SELECT ... FROM ... WHERE ...) can be used anywhere where a relation is required:

Subqueries in the FROM clause allow for selection/projection/computation of intermediate results/subtrees before the join:

```
SELECT ...
FROM (SELECT ... FROM ... WHERE ...),
     (SELECT ... FROM ... WHERE ...)
WHERE ...
```

(interestingly, although “basic relational algebra”, this has been introduced e.g. in Oracle only in the early 90s.)

Subqueries in other places allow to express other intermediate results:

```
SELECT ... (SELECT ... FROM ... WHERE ...) FROM ...
WHERE [NOT] value1 IN (SELECT ... FROM ... WHERE)
      AND [NOT] value2 comparison-op [ALL|ANY] (SELECT ... FROM ... WHERE)
      AND [NOT] EXISTS (SELECT ... FROM ... WHERE);
```

116

## SUBQUERIES IN THE FROM CLAUSE

- often in combination with aliasing and renaming of the results of the subqueries.

```
SELECT alias1.name1, alias2.name2
FROM (SELECT attr1 AS name1 FROM ... WHERE ...) alias1,
     (SELECT attr2 AS name2 FROM ... WHERE ...) alias2 WHERE ...
```

... all big cities that belong to large countries:

```
SELECT city, country
FROM (SELECT name AS city, country AS code2
      FROM city
      WHERE population > 1000000
     ),
     (SELECT name AS country, code
      FROM country
      WHERE area > 1000000
     )
WHERE code = code2;
```

117

## SUBQUERIES

- Subqueries of the form (SELECT ... FROM ... WHERE ...) that result in a **single value** can be used anywhere where a value is required

```
SELECT function(..., (SELECT ... FROM ... WHERE ...))
FROM ... ;

SELECT ...
FROM ...
WHERE value1 = (SELECT ... FROM ... WHERE ...)
      AND value2 < (SELECT ... FROM ... WHERE ...);
```

118

### Subqueries in the WHERE clause

#### Non-Correlated subqueries

... the simple ones. Inner SFW independent from outer SFW

```
SELECT name
FROM country
WHERE area >
  (SELECT area
   FROM country
   WHERE code='D');

SELECT name
FROM country
WHERE code IN
  (SELECT country
   FROM encompasses
   WHERE continent='Europe');
```

#### Correlated subqueries

Inner SELECT ... FROM ... WHERE references value of outer SFW in its WHERE clause:

```
SELECT name
FROM city
WHERE population > 0.25 *
  (SELECT population
   FROM country
   WHERE country.code = city.country);

SELECT name, continent
FROM country, encompasses enc
WHERE country.code = enc.country
      AND area > 0.25 *
  (SELECT area
   FROM continent
   WHERE name = enc.continent);
```

119

## Subqueries: EXISTS

- EXISTS makes only sense with a correlated subquery:

```
SELECT name
FROM country
WHERE EXISTS (SELECT *
              FROM city
              WHERE country.code = city.country
              AND population > 1000000);
```

algebra equivalent: semijoin.

- NOT EXISTS can be used to express things that otherwise cannot be expressed by SFW:

```
SELECT name
FROM country
WHERE NOT EXISTS (SELECT *
                 FROM city
                 WHERE country.code = city.country
                 AND population > 1000000);
```

Alternative: use (SFW) MINUS (SFW)

120

## SET OPERATIONS: UNION, INTERSECT, MINUS/EXCEPT

```
(SELECT name FROM city) INTERSECT (SELECT name FROM country);
```

Often applied with renaming:

```
SELECT *
FROM ((SELECT river AS name, country, province FROM geo_river)
      UNION
      (SELECT lake AS name, country, province FROM geo_lake)
      UNION
      (SELECT sea AS name, country, province FROM geo_sea))
WHERE country = 'D';
```

121

## Set Operations and Attribute Names

The relational algebra requires  $\bar{X} = \bar{Y}$  for  $R(\bar{X}) \cup S(\bar{X})$ ,  $R(\bar{X}) \cap S(\bar{X})$ , and  $R(\bar{X}) \setminus S(\bar{X})$ :

- attributes are unordered, the tuple model is a “slotted” model.

In SQL,

```
(SELECT river, country, province FROM geo_river)
UNION
(SELECT lake, country, province FROM geo_lake)
```

is allowed and the resulting table has the format (river, country, province) (note that the name of the first column may be indeterministic due to internal optimization).

- the SQL model is a “positional” model, where the name of the  $i$ -th column is just inferred “somehow”,
- cf. usage of column number in ... ORDER BY 1,
- note that column numbers can only be used if there is no ambiguity with numeric values, e.g.,  
SELECT name, 3 FROM country  
yields a table whose second column has always the value 3.

122

## SYNTACTICAL SUGAR: JOIN

- basic SQL syntax: list of relations in the FROM clause, cartesian product, conditions in the WHERE clause.
- explicit JOIN syntax in the FROM clause:  
SELECT ...  
FROM  $R_1$  NATURAL JOIN  $R_2$  ON *join-cond*<sub>1,2</sub> [NATURAL JOIN  $R_3$  ON *join-cond*<sub>1,2,3</sub> ...]  
WHERE ...
- usage of parentheses is optional,
- same translation to internal algebra.

## OUTER JOIN

- Syntax as above, as LEFT OUTER JOIN, RIGHT OUTER JOIN, FULL OUTER JOIN (and FULL JOIN, which is equivalent to FULL OUTER JOIN).
- usage of parentheses is optional, otherwise left-first application (!).
- can be translated to internal outer joins, much more efficient than handwritten outer join using UNION and NOT EXISTS.

123

## HANDLING OF DUPLICATES

In contrast to algebra relations, SQL tables may contain duplicates (cf. Slide 113):

- some applications require them
- duplicate elimination is relatively expensive ( $O(n \log n)$ )

⇒ do not do it automatically

⇒ SQL allows for *explicit* removal of duplicates:

Keyword: `SELECT DISTINCT  $A_1, \dots, A_n$  FROM ...`

The internal optimization can sometimes put it at a position where it does not incur additional costs.

124

## GENERAL STRUCTURE OF SQL QUERIES:

<code>SELECT [DISTINCT] <math>A_1, \dots, A_n</math></code>	list of expressions
<code>FROM <math>R_1, \dots, R_m</math></code>	list of relations
<code>WHERE <math>F</math></code>	condition(s)
<code>GROUP BY <math>B_1, \dots, B_k</math></code>	list of grouping attributes
<code>HAVING <math>G</math></code>	condition on groups, same syntax as WHERE clause
<code>ORDER BY <math>H</math></code>	sort order – only relevant for output

- ORDER BY: specifies output order of tuples

`SELECT name, population FROM city;`

full syntax: `ORDER BY attribute-list [ASC|DESC] [NULLS FIRST|LAST]`  
(ascending/descending)

Multiple attributes allowed:

`SELECT * FROM city ORDER BY country, province;`

Next: How many people live in the cities in each country?

- GROUP BY: form groups of “related” tuples and generate one output tuple for each group
- HAVING: conditions evaluated on the groups

125

## Grouping and Aggregation

- First Normal Form: all values in a tuple are atomic (string, number, date, ...)
- GROUP BY *attribute-list*: forms groups of tuples that have the same values for *attribute-list*

```
SELECT country, SUM(population), MAX(population), COUNT(*)
FROM City
GROUP BY country
HAVING SUM(population) > 1000000;
```

:	:	:	:
Innsbruck	A	Tirol	118000
Vienna	A	Vienna	1583000
:	:	:	:
Graz	A	Steiermark	238000
:	:	:	:

- each group yields *one* tuple which may contain:

- the group-by attributes
- *aggregations* of all values in a column: SUM, AVG, MIN, MAX, COUNT

:	:	:	:
country: A	SUM(population): 2434525	MAX(population): 1583000	COUNT(*): 9
:	:	:	:

- SELECT and HAVING: use these terms.

126

## Aggregation

- Aggregation can be applied to a whole relation:

```
SELECT COUNT(*), SUM(population), MAX(population)
FROM country;
```

- Aggregation with DISTINCT:

```
SELECT COUNT (DISTINCT country)
FROM CITY
WHERE population > 1000000;
```

127



## ALTOGETHER: EVALUATION STRATEGY

SELECT [DISTINCT] $A_1, \dots, A_n$	list of expressions
FROM $R_1, \dots, R_m$	list of relations
WHERE $F$	condition(s)
GROUP BY $B_1, \dots, B_k$	list of grouping attributes
HAVING $G$	condition on groups, same syntax as WHERE clause
ORDER BY $H$	sort order – only relevant for output

1. evaluate FROM and WHERE,
2. evaluate GROUP BY → yields groups,
3. generate a tuple for each group containing all expressions in HAVING and SELECT,
4. evaluate HAVING on groups,
5. evaluate SELECT (projection, removes things only needed in HAVING),
6. output result according to ORDER BY.

128

## CONSTRUCTING QUERIES

For each problem there are multiple possible equivalent queries in SQL (cf. Example 3.14). The choice is mainly a matter of personal taste.

- analyze the problem “systematically”:
  - collect all relations (in the FROM clause) that are needed
  - generate a suitable conjunctive WHERE clause⇒ leads to a single “broad” SFW query  
(cf. conjunctive queries, relational calculus)
- analyze the problem “top-down”:
  - take the relations that directly contribute to the result in the (outer) FROM clause
  - do all further work in correlated subquery/-queries in the WHERE clause⇒ leads to a “main” part and nested subproblems
- decomposition of the problem into subproblems:
  - subproblems are solved by nested SFW queries that are combined in the FROM clause of a surrounding query

129

## COMPARISON

SQL:

```
SELECT  $A_1, \dots, A_n$  FROM  $R_1, \dots, R_m$  WHERE  $F$ 
```

- **equivalent expression in the relational algebra:**

$$\pi[A_1, \dots, A_n](\sigma[F](r_1 \times \dots \times r_m))$$

- **Algorithm (nested-loop):**

```
FOR each tuple  $t_1$  in relation  $R_1$  DO
```

```
  FOR each tuple  $t_2$  in relation  $R_2$  DO
```

```
    :
```

```
      FOR each tuple  $t_n$  in relation  $R_n$  DO
```

```
        IF tuples  $t_1, \dots, t_n$  satisfy the WHERE-clause THEN
```

```
          evaluate the SELECT clause and generate the result tuple (projection).
```

Note: the tuple variables can also be introduced in SQL explicitly as alias variables:

```
SELECT  $A_1, \dots, A_n$  FROM  $R_1$   $t_1, \dots, R_m$   $t_m$  WHERE  $F$ 
```

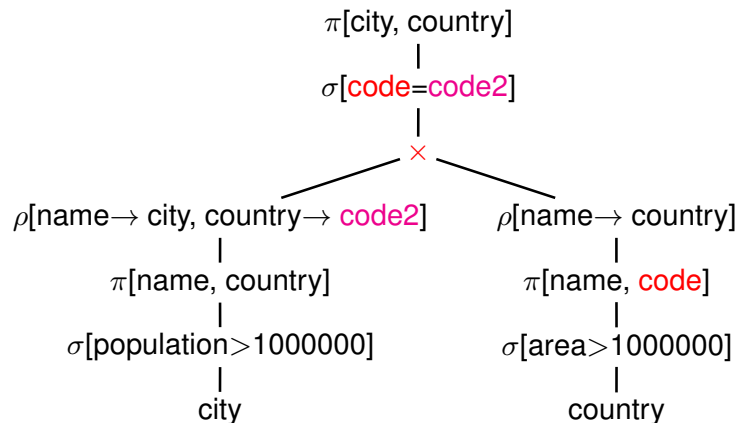
(then optionally using  $t_i.attr$  in SELECT and WHERE)

130

### Comparison: Subqueries

- Subqueries in the FROM-clause (cf. Slide 117): **joined subtrees** in the algebra

```
SELECT city, country
FROM (SELECT name AS city,
        country AS code2
     FROM city
     WHERE population > 1000000
    ),
     (SELECT name AS country, code
     FROM country
     WHERE area > 1000000
    )
WHERE code = code2;
```



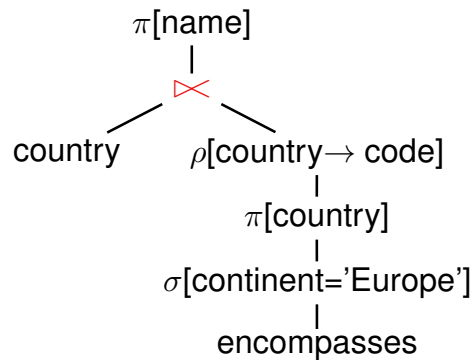
- the relation from evaluating the from clause has columns city, code2, country, code1 that can be used in the where clause and in the select clause.

131

## Comparison: Subqueries in the WHERE clause

- WHERE ... IN uncorrelated-subquery (cf. Slide 119):  
Natural semijoin of outer tree with the subquery tree;

```
SELECT name
FROM country
WHERE code IN
  (SELECT country
   FROM encompasses
   WHERE continent='Europe');
```



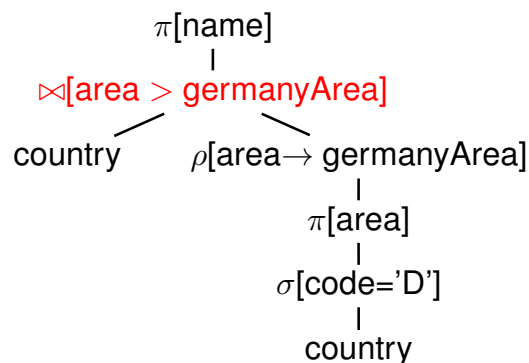
Note that the natural semijoin serves as an equi-selection where all tuples from the outer expression qualify that match an element of the result of the inner expression.

132

## Comparison: Subqueries

- WHERE value *op* uncorrelated-subquery:  
(cf. Slide 119):  
join of outer expression with subquery, selection, projection to outer attributes

```
SELECT name
FROM country
WHERE area >
  (SELECT area
   FROM country
   WHERE code='D');
```



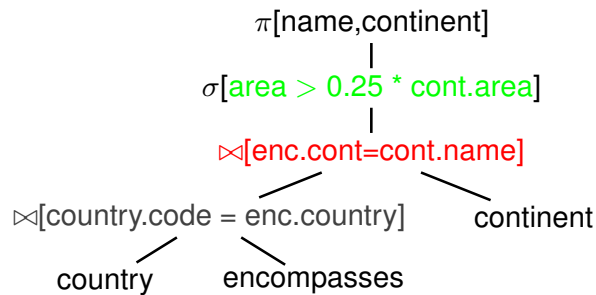
Note: the table that results from the join has the format (name, code, area, population, ..., germanyArea).

133

## Comparison: Correlated Subqueries

- WHERE value *op* correlated-subquery:
  - tree<sub>1</sub>: outer expression
  - tree<sub>2</sub>: subquery, uncorrelated
  - **natural join/semijoin** of both trees contains the **correlating condition**
  - afterwards: **WHERE condition**

```
SELECT name, continent
FROM country, encompasses enc
WHERE country.code = enc.country
AND area > 0.25 *
(SELECT area
FROM continent
WHERE name=enc.continent);
```



- equivalent with semijoin:  $\bowtie [enc.cont=cont.name \wedge area > 0.25 * cont.area]$

134

## Comparison: Correlated Subqueries

... comment to previous slide:

- although the tree expression looks less target-oriented than the SQL correlated subquery, it does the same:
- instead of iterating over the tuples of the outer SQL expression and evaluating the inner one for each of the tuples,
- the results of the inner expression are “precomputed” and iteration over the outer result just fetches the corresponding one.
- effectiveness depends on the situation:
  - how many of the results of the subquery are actually needed (worst case: no tuple survives the outer local WHERE clause).
  - are there results of the subquery that are needed several times.

database systems are often able to internally choose the most effective solution (schema-based and statistics-based)

... see next section.

135

## Comparison: EXISTS-Subqueries

- WHERE EXISTS: similar to above:  
correlated subquery, no additional condition after natural semijoin
- SELECT ... FROM X,Y,Z WHERE NOT EXISTS (SFW):

```
SELECT ...  
FROM ((SELECT * FROM X,Y,Z) MINUS  
      (SELECT X,Y,Z WHERE EXISTS (SFW)))
```

## Results

- all queries (without NOT-operator) including subqueries without grouping/aggregation can be translated into SPJR-trees (selection, projection, join, renaming)
- they can even be flattened into a single broad cartesian product, followed by a selection and a projection.

136

## Comparison: the differences between Algebra and SQL

- The relational algebra has no notion of grouping and aggregate functions
- SQL has no clause that corresponds to relational division

### Example 3.16

Consider again Example 3.13 (Slide 99):

“Compute those organizations that have at least one member on each continent”:

$orgOnCont \div \pi[name](continent)$ .

**Exercise:** Use the algebraic expression for  $r \div s$  from Slide 98 for stating the query in SQL (use the SQL statement for  $orgOnCont$  from Slide 99):

$$r \div s = \pi[\bar{Z}](r) \setminus \pi[\bar{Z}]((\pi[\bar{Z}](r) \times s) \setminus r).$$

137

### Example 3.16 (Cont'd – Solution to Exercise)

```
(select org
  from (select distinct i.organization as org, e.continent as cont
        from ismember i, encompasses e
        where i.country = e.country ))
minus
( select o1
  from ((select o1,n1
        from (select org as o1
              from (select distinct i.organization as org, e.continent as cont
                    from ismember i, encompasses e
                    where i.country = e.country ))
              ,
          (select name as n1 from continent)
        )
  minus
  (select distinct i.organization as org, e.continent as cont
   from ismember i, encompasses e
   where i.country = e.country )
 )
)
```

*Nobody would do this:*

- *learn this formula,*
- *copy&paste and fight with parentheses!*

138

### Example 3.16 (Cont'd)

- *Instead of  $\pi[\bar{Z}](r)$ , a simpler query yielding the  $\bar{Z}$  values can be used. These often correspond to the keys of some relation that represents the instances of some entity type (here: the organizations):*

$$\begin{aligned}
 & \text{orgOnCont} \div \pi[\text{name}](\text{continent}) = \\
 & \pi[\text{abbreviation}](\text{organization}) \setminus \\
 & \quad \underbrace{\pi[\bar{Z}](\underbrace{(\pi[\text{abbreviation}](\text{organization}) \times \pi[\text{name}](\text{continent}))}_{\text{orgs} \times \text{conts}})}_{\text{the "missing" pairs}} \setminus \text{orgOnCont} \\
 & \quad \underbrace{\hspace{15em}}_{\text{organizations that have a missing pair}}
 \end{aligned}$$

- *the corresponding SQL query is much smaller, and can be constructed intuitively:*

```
(select abbreviation from organization)
minus
( select abbreviation
  from ((select o.abbreviation, c.name
        from organization o, continent c)
  minus
  (select distinct i.organization as org, e.continent as cont
   from ismember i, encompasses e
   where i.country = e.country ) ) )
```

*... the structure is the same as the previous one!*

139

### Example 3.16 (Cont'd)

The corresponding SQL formulation that implements division corresponds to the textual “all organizations such that they occur in *orgOnCont* together with each of the continent names”,

or equivalent

“all organizations *org* such that there is no value *cont* in  $\pi_{[name]}(\text{continent})$  such that *org* does not occur together with *cont* in *orgOnCont*”.

```
select abbreviation
from organization o
where not exists
  ((select name from continent)
  minus
  (select cont
   from (select distinct i.organization as org, e.continent as cont
        from ismember i, encompasses e
        where i.country = e.country )
   where org = o.abbreviation))
```

- the query is still set-theory-based.
- there is also a logic-based way:

140

### Example 3.16 (Cont'd)

“all organizations such that there is no continent such that the organization has no member on this continent (i.e., does not occur in *orgOnCont* together with this continent)”

```
select abbreviation
from organization o
where not exists
  (select name
   from continent c
   where not exists
     (select *
      from (select distinct i.organization as org, e.continent as cont
           from ismember i, encompasses e
           where i.country = e.country )
      where org = o.abbreviation
      and cont = c.name))
```

Oracle Query Plan Estimate: copy-and-paste-solution: 568; minus-minus: 16; not-exists-minus: 175; not-exists-not-exists: 295.

141

### Example 3.16 (Cont'd)

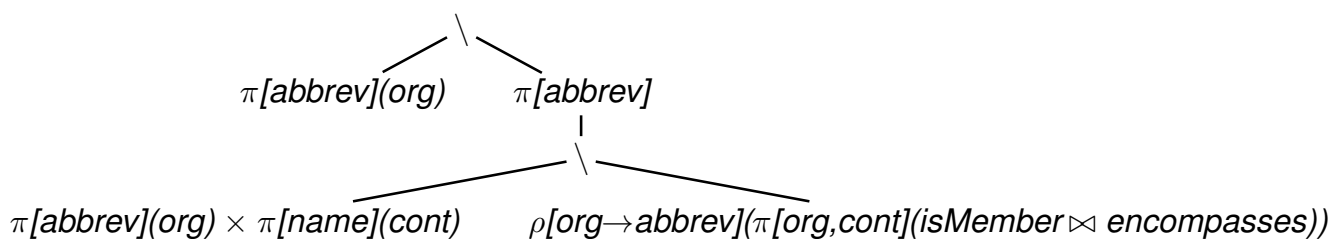
Aside: logic-based querying with Datalog (see Lecture on “Deductive Databases”)

$$\{o \mid \text{organization}(o, \dots) \wedge \neg \exists \text{cont} : (\text{continent}(\text{cont}, \dots) \wedge \neg \text{orgOnCont}(o, \text{cont}))\}$$

```
% [mondial].
orgOnCont(O,C,Cont) :- isMember(C,O,_), encompasses(C, Cont,_).
notResult(O) :- organization(O,_,_,_,_), continent(Cont,_), not orgOnCont(O,_,Cont).
result(O) :- organization(O,_,_,_,_), not notResult(O).
% ?- result(O).
% ?- findall(O, result(O), L). [Filename: Datalog/orgOnContDiv.P]
```

... much shorter.

Algebra expression for it:



corresponds to the most efficient minus-minus solution.

### Orthogonality

Full orthogonality means that an expression that results in a relation is allowed everywhere, where an input relation is allowed

- subqueries in the FROM clause
- subqueries in the WHERE clause
- subqueries in the SELECT clause (returning a single value)
- combinations of set operations

But:

- Syntax of aggregation functions is not fully orthogonal:

Not allowed: `SUM(SELECT ...)`

```
SELECT SUM(pop_biggest)
  FROM (SELECT country, MAX(population) AS pop_biggest
        FROM City
        GROUP BY country);
```

- The language OQL (Object Query Language) uses similar constructs and is fully orthogonal.



### 3.3 Efficient Algebraic Query Evaluation

**Semantical/logical optimization:** Consider integrity constraints in the database.

- constraint on table city:  $population \geq 0$ .

Query plan for `select * from city where population < 0`:

Operation	object	predicate	cost
SELECT STATEMENT			0
_FILTER		NULL IS NOT NULL	
__TABLE ACCESS (FULL)	CITY	POPULATION < 0	7

- (foreign key references activated)

`select * from ismember where country not in (select code from country)`:

Operation	object	predicate	cost
SELECT STATEMENT			0
_FILTER		NULL IS NOT NULL	
__TABLE ACCESS (FULL)	ISMEMBER		9

144

**Semantical/logical optimization (Cont'd):** Consider integrity constraints in the database.

- (foreign key references activated)

`select country from ismember where country in (select code from country)`:

Operation	object	predicate	cost
SELECT STATEMENT			9
__TABLE ACCESS (FULL)	ISMEMBER		9

No lookup of country.code at all (because guaranteed by foreign key)

- not always obvious
- general case: first-order theorem proving.

**Algebraic optimization:** search for an equivalent algebra expression that performs better:

- size of intermediate results,
- implementation of operators as algorithms,
- presence of indexes and order.

145

## ALGEBRAIC OPTIMIZATION

The operator tree of an algebra expression provides a base for several optimization strategies:

- reusing intermediate results
- equivalent restructuring of the operator tree
- “shortcuts” by melting several operators into one (e.g., join + equality predicate  $\rightarrow$  equijoin)
- combination with actual situation: indexes, properties of data

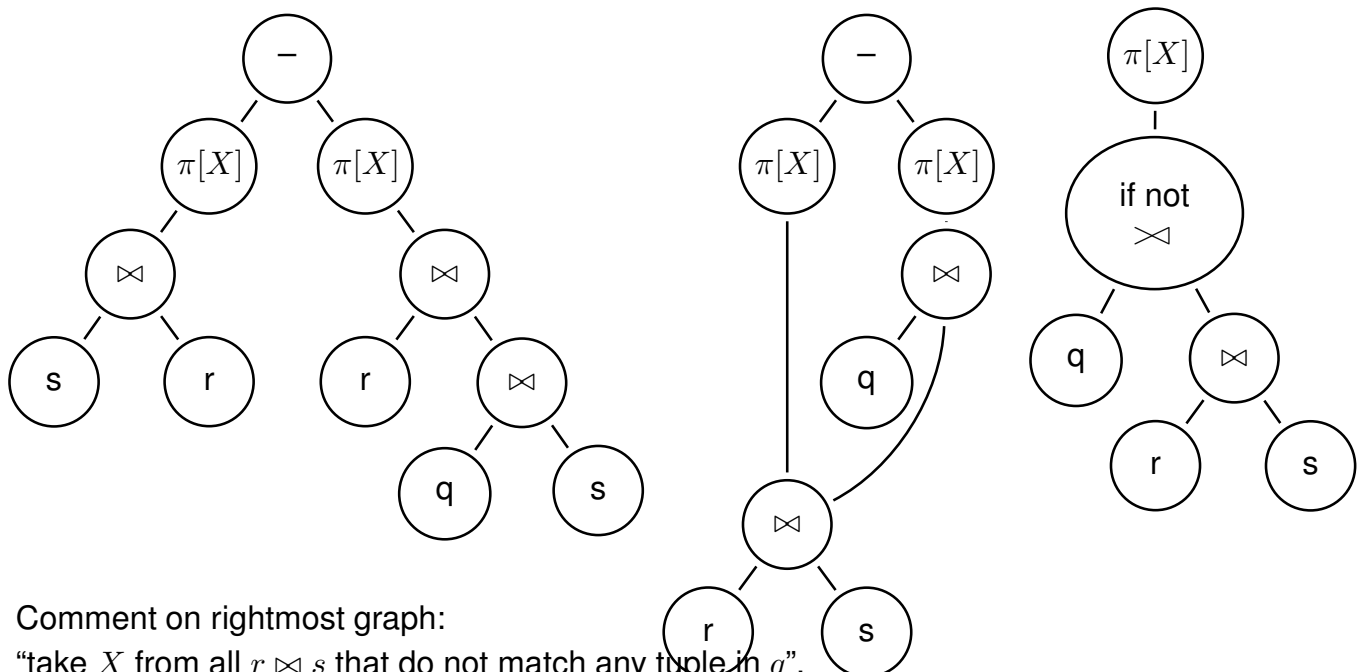
Real-life databases implement this functionality.

- SQL: **declarative** specification of a query
- internal: algebra tree + optimizations

146

## REUSING INTERMEDIATE RESULTS

- Multiply occurring subtrees can be reused (directed acyclic graph (DAG) instead of algebra tree)

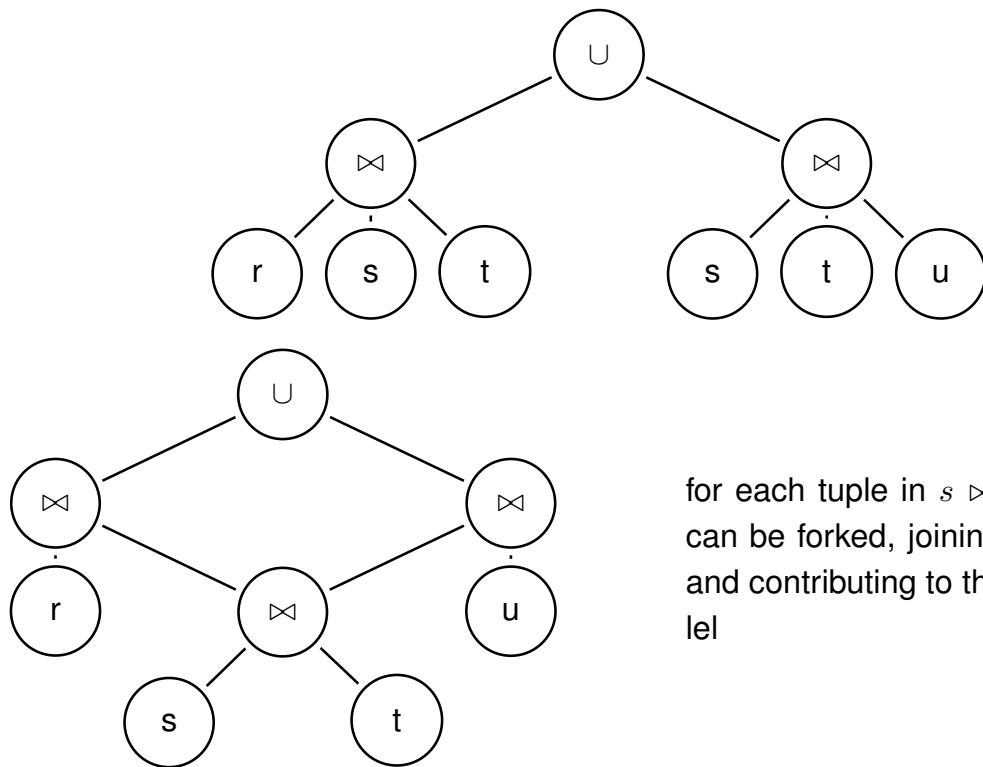


Comment on rightmost graph:

“take  $X$  from all  $r \bowtie s$  that do not match any tuple in  $q$ ”.

147

## Reusing intermediate results



for each tuple in  $s \bowtie t$ , computation can be forked, joining it with  $r$  and  $u$  and contributing to the union in parallel

148

## OPTIMIZATION BY TREE RESTRUCTURING

- Equivalent transformation of the operator tree that represents an expression
- Based on the equivalences shown on Slide 108.
- minimize the size of intermediate results  
(reject tuples/columns as early as possible during the computation)
- selections reduce the number of tuples
- projections reduce the size of tuples
- apply both as early as possible (i.e., before joins)
- different application order of joins
- semijoins instead of joins (in combination with implementation issues; see next section)

149

## Push Selections Down

Assume  $r, s \in \text{Rel}(\bar{X})$ ,  $\bar{Y} \subseteq \bar{X}$ .

$$\sigma[\text{cond}](\pi[\bar{Y}](r)) \equiv \pi[\bar{Y}](\sigma[\text{cond}](r))$$

(condition: *cond* does not use attributes from  $\bar{X} - \bar{Y}$ ,  
otherwise left term is undefined)

$$\sigma_{\text{pop} > 1E6}(\pi[\text{name, pop}](\text{country})) \equiv \pi[\text{name, pop}](\sigma_{\text{pop} > 1E6}(\text{country}))$$

$$\sigma[\text{cond}](r \cup s) \equiv \sigma[\text{cond}](r) \cup \sigma[\text{cond}](s)$$

$$\sigma_{\text{pop} > 1E6}(\pi[\text{name, pop}](\text{country}) \cup \pi[\text{name, pop}](\text{city}))$$

$$\equiv \sigma_{\text{pop} > 1E6}(\pi[\text{name, pop}](\text{country})) \cup \sigma_{\text{pop} > 1E6}(\pi[\text{name, pop}](\text{city}))$$

$$\sigma[\text{cond}](\rho[N](r)) \equiv \rho[N](\sigma[\text{cond}'](r))$$

(where *cond'* is obtained from *cond* by renaming according to *N*)

$$\sigma[\text{cond}](r \cap s) \equiv \sigma[\text{cond}](r) \cap \sigma[\text{cond}](s)$$

$$\sigma[\text{cond}](r - s) \equiv \sigma[\text{cond}](r) - \sigma[\text{cond}](s)$$

$\pi$  : see comment above. Optimization uses only left-to-right.

150

## Push Selections Down (Cont'd)

Assume  $r \in \text{Rel}(\bar{X})$ ,  $s \in \text{Rel}(\bar{Y})$ . Consider  $\sigma[\text{cond}](r \bowtie s)$ .

Let  $\text{cond} = \text{cond}_{\bar{X}} \wedge \text{cond}_{\bar{Y}} \wedge \text{cond}_{\overline{\bar{X}\bar{Y}}}$  such that

- $\text{cond}_{\bar{X}}$  is concerned only with attributes in  $\bar{X}$
- $\text{cond}_{\bar{Y}}$  is concerned only with attributes in  $\bar{Y}$
- $\text{cond}_{\overline{\bar{X}\bar{Y}}}$  is concerned both with attributes in  $\bar{X}$  and in  $\bar{Y}$ .

Then,

$$\sigma[\text{cond}](r \bowtie s) \equiv \sigma[\text{cond}_{\overline{\bar{X}\bar{Y}}}] (\sigma[\text{cond}_{\bar{X}}](r) \bowtie \sigma[\text{cond}_{\bar{Y}}](s))$$

### Example 3.17

*Names of all countries that have been founded earlier than 1970, their capital has more than 1.000.000 inhabitants, and more than half of the inhabitants live in the capital.*  $\square$

151

### Example 3.17 (Continued)

(Solution)

$$\begin{aligned}
 & \pi[Name](\sigma[establ < "01 01 1970" \wedge city.pop > 1.000.000 \wedge country.pop < 2 \cdot city.pop] \\
 & \quad (country \times_{country.(capital,prov,code)=city(name,prov,country)} city)) \\
 & \equiv \pi[Name](\sigma[country.pop < 2 \cdot city.pop] \\
 & \quad (\sigma[establ < "01 01 1970"](country) \\
 & \quad \quad \times_{country.(capital,prov,code)=city(name,prov,country)} \\
 & \quad \quad \sigma[city.pop > 1.000.000](city))) \quad \square
 \end{aligned}$$

- Nevertheless, if  $cond$  is e.g. a complex mathematical calculation, it can be cheaper first to reduce the number of tuples by  $\cap$ ,  $-$ , or  $\bowtie$

$\Rightarrow$  data-dependent strategies (see later)

152

### Push Projections Down

Assume  $r, s \in \text{Rel}(\bar{X})$ ,  $\bar{Y} \subseteq \bar{X}$ .

Let  $cond = cond_{\bar{X}} \wedge cond_{\bar{Y}}$  such that

- $cond_{\bar{Y}}$  is concerned only with attributes in  $\bar{Y}$
- $cond_{\bar{X}}$  is the remaining part of  $cond$  that is also concerned with attributes  $\bar{X} \setminus \bar{Y}$ .

$$\pi[\bar{Y}](\sigma[cond](r)) \equiv \sigma[cond_{\bar{Y}}](\pi[\bar{Y}](\sigma[cond_{\bar{X}}](r)))$$

$$\pi[\bar{Y}](\rho[N](r)) \equiv \rho[N](\pi[\bar{Y}'](r))$$

(where  $\bar{Y}'$  is obtained from  $\bar{Y}$  by renaming according to  $N$ )

$$\pi[\bar{Y}](r \cup s) \equiv \pi[\bar{Y}](r) \cup \pi[\bar{Y}](s)$$

- Note that this does *not* hold for “ $\cap$ ” and “ $-$ ”!
- advantages of pushing “ $\sigma$ ” vs. “ $\pi$ ” are data-dependent  
Default: push  $\sigma$  lower.

Assume  $r \in \text{Rel}(\bar{X})$ ,  $s \in \text{Rel}(\bar{Y})$ .

$$\pi[\bar{Z}](r \bowtie s) \equiv \pi[\bar{Z}](\pi[\bar{X} \cap \bar{Z}\bar{Y}](r) \bowtie \pi[\bar{Y} \cap \bar{Z}\bar{X}](s))$$

- complex interactions between reusing subexpressions and pushing selection/projection

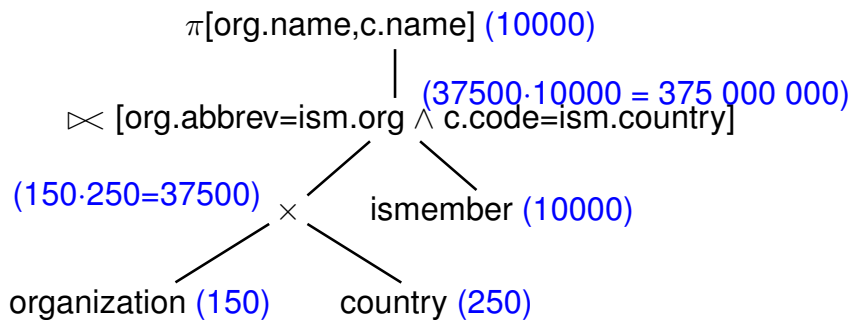
153

## Application Order of Joins

Consider the query:

```
SELECT organization.name as org, country.name as cname
FROM organization, country
WHERE EXISTS (SELECT *
              FROM isMember
              WHERE organization.abbreviation = isMember.organization
              AND country.code = isMember.country)
```

- transforming into algebra suggests a very costly evaluation:



- depending whether the semijoin uses an index (on the key of ismember) or nested-loop.

154

## Application Order of Joins

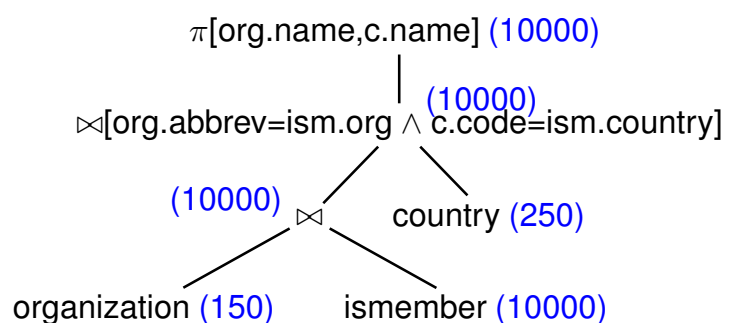
Minimize intermediate results (and number of comparisons):

... consider the equivalent query:

```
SELECT organization.name as org, country.name as cname
FROM organization, isMember, country
WHERE organization.abbreviation = isMember.organization
      AND isMember.country = country.code
```

If primary key and foreign key indexes on country.code and organization.abbreviation are available:

- loop over isMember
- extend each tuple with matching organization and country by using the indexes.
- Oracle query plan shows an extremely efficient evaluation of both of the above queries using indexes and ad-hoc views.



155

### Aside: the real query plan

Operation	Object	Pred(Index)	Pred(Filter)	COST	Rows
SELECT STATEMENT				13	9968
__HASH JOIN		C.CODE=ISM.COUNTRY		13	9968
__VIEW	v2			2	241
__HASH JOIN		ROWID=ROWID			
__INDEX (FULL SCAN)	COUNTRYKEY			1	241
__INDEX (FULL SCAN)	SYS_C0030486			1	241
__HASH JOIN		ORG.ABBREV=ISM.ORG		11	9968
__VIEW	v1			2	152
__HASH JOIN		ROWID=ROWID			
__INDEX (FULL SCAN)	ORGKEY			1	152
__INDEX (FULL SCAN)	ORGNAMEUNIQU			1	152
__SORT (UNIQUE)				9	9968
__INDEX (FULL SCAN)	MEMBERKEY			9	9968

No access to actual tables, ism(org,country) from key index, org(abbrev,name) from indexes via rowid-join, country(code,name) from indexes via rowid-join; both materialized as ad-hoc-views, combine by two hash-joins.

156

## OPERATOR EVALUATION BY PIPELINING

- above, each algebra operator has been considered separately
- if a query consists of several operators, the materialization of intermediate results should be avoided
- **Pipelining** denotes the immediate propagation of tuples to subsequent operators

### Example 3.18

- $\sigma[\text{country} = \text{"D"} \wedge \text{population} > 200000](\text{City})$ :

Assume an index that supports the condition  $\text{country} = \text{"D"}$ .

- without pipelining: compute  $\sigma[\text{country} = \text{"D"}](\text{City})$  using the index, obtain  $\text{City}'$ . Then, compute  $\sigma[\text{population} > 200000](\text{City}')$ .
- with pipelining: compute  $\sigma[\text{country} = \text{"D"}](\text{City})$  using the index, and check **on-the fly** each qualifying tuple against  $\sigma[\text{population} > 200000]$ .
- extreme case: when there is also an index on population (tree index, allows for range scan):

obtain set  $S_1$  of all tuple-ids for german cities from index on code, obtain set  $S_2$  of all tuple-ids of cities with more than 2 million inhabitants from population index, intersect  $S_1$  and  $S_2$  and access only the remaining cities. □

157

- **Unary** (i.e., selection and projection) operations can always be pipelined with the next lower binary operation (e.g., join)
- $\sigma[cond](R \bowtie S)$ :
  - without pipelining: compute  $R \bowtie S$ , obtain  $RS$ , then compute  $\sigma[cond](RS)$ .
  - with pipelining: during computing  $(R \bowtie S)$ , each tuple is immediately checked whether it satisfies *cond*.
- $(R \bowtie S) \bowtie T$ :
  - without pipelining: compute  $R \bowtie S$ , obtain  $RS$ , then compute  $RS \bowtie T$ .
  - with pipelining: during computing  $(R \bowtie S)$ , each tuple is immediately propagated to one of the described join algorithms for computing  $RS \bowtie T$ .

Most database systems combine materialization of intermediate results, iterator-based implementation of algebra operators, indexes, and pipelining.